



### ***What Is Scrip?***

Scrip is a term that means “substitute money”. When you purchase scrip, you’re purchasing negotiable gift certificates and prepaid cards that are used just like cash. You can use scrip to purchase everyday expenses like food, clothing, and other essentials, and with every purchase, you earn revenue for our organization.

### ***How does purchasing Scrip cards reduce my student’s Spring Trip account?***

Parents purchase the scrip from the Taylor Choir Boosters for the face value of the card. The Boosters get a discount at the time you purchase the scrip. We credit one half of the discount toward your student’s Spring Trip, the other half is credited to the Choir Boosters.

### ***How do I purchase the Scrips?***

It’s Easy! Follow the following steps and you are on your way:

1. Go to [shopwithscrips.com](http://shopwithscrips.com);
2. Register following the prompted instructions – see [Getting Started At ShopWithScrips.com](http://Getting Started At ShopWithScrips.com) flyer; (once you are registered, the next time you order, you will go straight to step 3)
3. Pick the cards you wish to purchase;
4. Print the confirmation order and attach a check payable to Taylor Choir Boosters;
5. Send the check to the choir room;
6. In approximately 7 – 10 days your order will be delivered to your student.

### ***Find Out More***

Ask your scrip coordinator listed below for more information. Then put your shopping dollars to work for your student’s Spring Trip and our Taylor Choir program!

Taylor Choir Boosters

Coordinator: Betsey Walker

Phone: 281-579-9647 email: [jerfamily@swbell.net](mailto:jerfamily@swbell.net)


# TAYLOR HIGH SCHOOL CHOIR BOOSTERS

## Getting Started At ShopWithScrip.com

ShopWithScrip.com is the new online ordering system that the Taylor High School Choir Boosters will use to gather your scrip orders. This new site offers you convenience – you can now order scrip from any internet-connected computer at home, school or office.

### Who can use ShopWithScrip?

Any family can use ShopWithScrip – however, to place orders, you have to create a free account at [ShopWithScrip.com](http://ShopWithScrip.com) and identify yourself as a member of our organization with the enrollment code shown below.



### How to register

To register with ShopWithScrip, first open up your web browser, and go to [www.shopwithscrip.com](http://www.shopwithscrip.com).

To register a new account, go to the orange **Member's Login** box on the right side, and click "Not a member? -Click Here".

Follow the simple registration instructions and accept the terms and conditions of using the site.

The next screen you will see is called "join an organization". Before you can place an order, you must join our organization by entering our organization's enrollment. The enrollment code is listed below - by associating this code with your newly-created account, the ShopWithScrip system will associate your shopping activity with our non-profit organization.

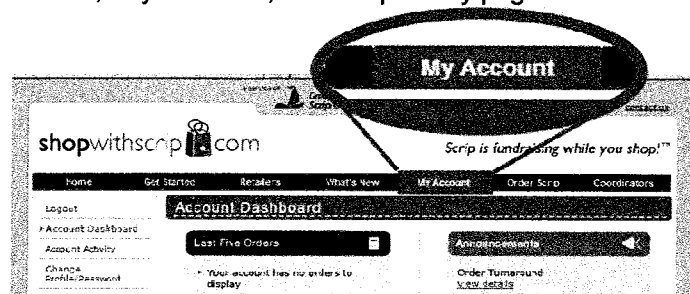
### Taylor Choir/Katy, TX

ShopWithScrip Enrollment Code:  
**9A7L8AB9875L**

Scrip Program Coordinator:  
**Betsey Walker**  
Email: [jerfamily@swbell.net](mailto:jerfamily@swbell.net)  
Phone: 281-579-9647

### Using ShopWithScrip.com


You can manage your account through the Account Dashboard. To access your Dashboard, click on the fifth tab, "My Account", at the top of any page.



From here, you can check your account activity, change your profile and password, add, remove, and modify organizations you belong to and read coordinator and site announcements.

### Ordering Scrip

To order scrip, navigate to the order page by clicking "Order Scrip" at the top of any page



ShopWithScrip has hundreds of different retail brands, so the order page organizes products by category. Some categories may have several pages of selections. To find a product, jump to the appropriate section, or enter all or part of the retailer name in the search box. You can also download a complete list of all products as a handy reference.

Select items and quantities on the worksheet, and press the "add to cart" button to add them to your shopping cart. Click the "check out" button when you have completed your selections. Review your order, and press the "finish" button to submit your order.

Finally, you will see an "order confirmation page". Print this order confirmation page, and submit it with your payment to scrip order box in the choir room.

**Happy ordering,**

**Taylor High School Choir Boosters**